



**INSTRUCTIONS D'ASSEMBLAGE
ASSEMBLY INSTRUCTIONS**

MONARCH
SPECIALTIES INC.

I 1070

**TABLE A MANGER -
40"DIA / METAL CHROME / VERRE TREMPE 8MM**

**DINING TABLE -
40"DIA CHROME WITH 8MM TEMPERED GLASS**

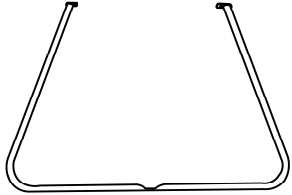
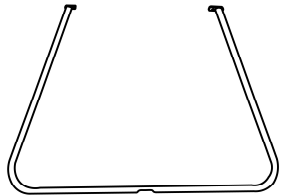



**POUR DE L'ASSISTANCE OU POUR COMMANDER
DES PIÈCES CONTACTEZ NOTRE DÉPARTEMENT
DE SERVICE À LA CLIENTÈLE.**

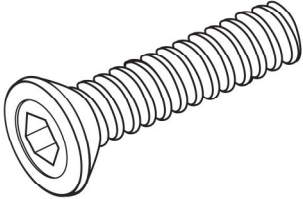
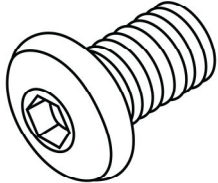
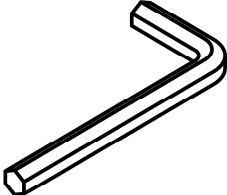
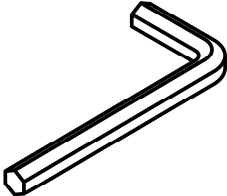
**FOR ASSISTANCE OR TO ORDER PARTS
CONTACT OUR CUSTOMER SERVICE DEPARTMENT**

WWW.MONARCHSERVICE.COM

LISTE DES PIÈCES
PARTS LIST

PIÈCE / PART #	IMAGE	DESCRIPTION	QTY / QTÉ
1		<p align="center">TABLE LEG PATTE DE TABLE</p>	1
2		<p align="center">TABLE LEG PATTE DE TABLE</p>	1
3		<p align="center">GLASS TOP SURFACE EN VERRE</p>	1

LISTE DES PIÈCES DE MONTAGE
HARDWARE LIST

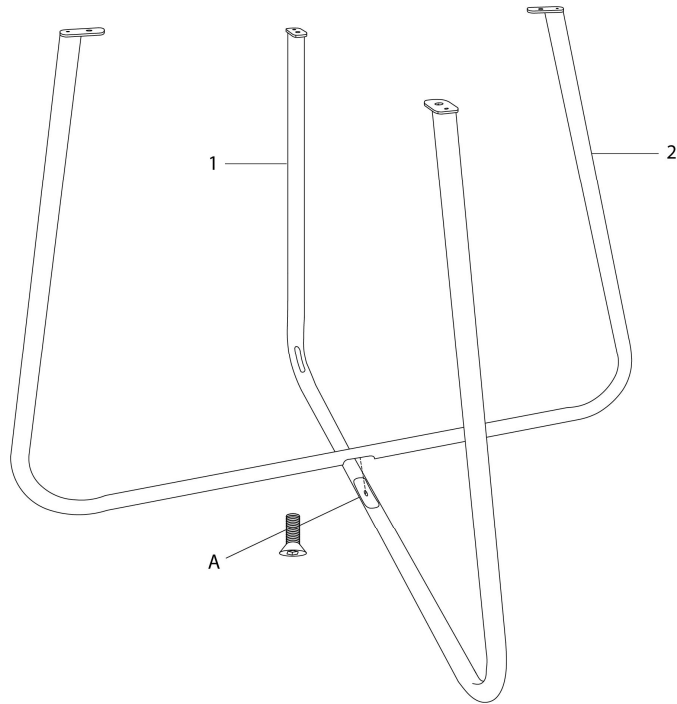
PIÈCE / PART #	IMAGE	DESCRIPTION	QTY / QTÉ
A		<p align="center">ASSEMBLING BOLT - Ø1/4" X 3/4"</p> <p align="center">BOULON D'ASSEMBLAGE - Ø1/4" X 3/4"</p>	1
B		<p align="center">ASSEMBLING BOLT - Ø3/8" X 3/8"</p> <p align="center">BOULON D'ASSEMBLAGE - Ø3/8" X 3/8"</p>	4
C		<p align="center">HEX KEY - M5 , 4M</p> <p align="center">CLÉ HEXAGONALE - M5 , 4M</p>	1
D		<p align="center">HEX KEY - M4 , 3M</p> <p align="center">CLÉ HEXAGONALE - M4 , 3M</p>	1



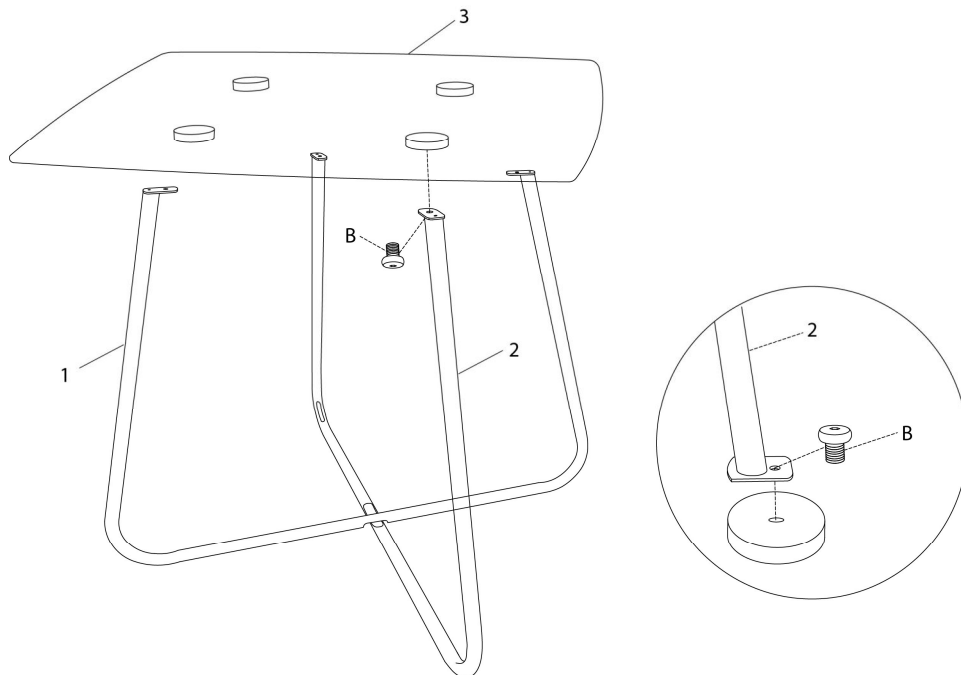
OUTIL DE VÉRIFICATION DE DIMENSIONS DES PIÈCES
HARDWARE DIMENSIONS VERIFICATION TOOL



ÉTAPE / STEP 1



ÉTAPE / STEP 2



ÉTAPE / STEP 3

